



Using Oregon ePermitting

Tips and tricks for how to use the Oregon ePermitting website
(/bcd/epermitting/howto)

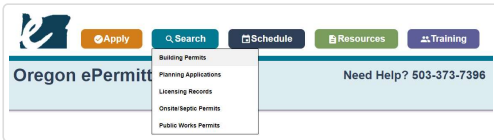
(/bcd/)

[Home \(/bcd/Pages/index.aspx\)](#) > [ePermitting \(/bcd/epermitting/Pages/index.aspx\)](#) > [Using Oregon ePermitting \(/bcd/epermitting/howto/Pages/index.aspx\)](#) > [Getting started](#)
> [How to pay permit fees online](#)

How to pay permit fees online

☰ Site Navigation

1. Visit **BuildingPermits.Oregon.gov** (<https://aca-oregon.accela.com/oregon/>) and click "Search," next click the permit or record type that you are looking to make a payment on.



2. Under **General Search**, change the **Start Date** field to find permits over five years old. Search either by the **Permit/Application #** or by the **Street # Number** and **Street Name**, not both. Also less is more for searching, please leave all other fields blank. Then click "Search" at the bottom of the screen.

General Search

*Change the **Start Date** field to find permits over 5 years old.*

Start Date: **End Date:**

Permit/Application #:

Street Number: **Street Name:** **Unit Type:** **Unit #:**

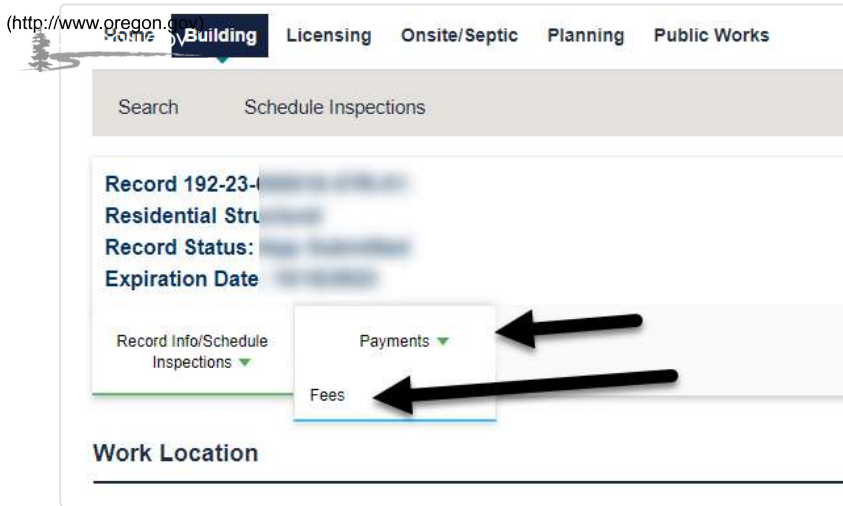
City: **Zip:** **Parcel #:**

Project Name:

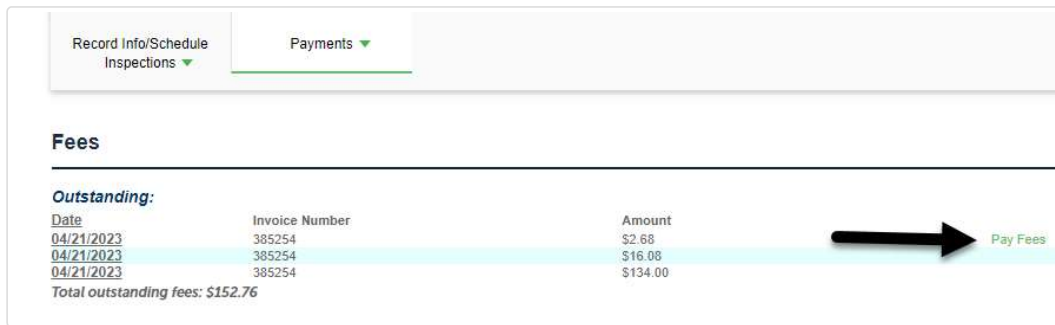
License #: **License Type:**

Name of Business:

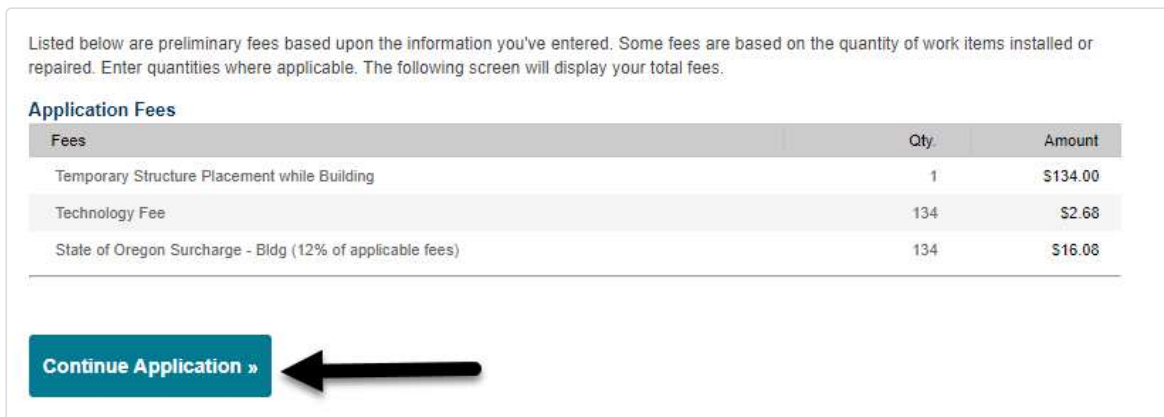
Once you locate and open the Record you are looking for, click on the "Payments" tab and select "Fees".



4. Click "Pay Fees."



5. Click "Continue Application."



6. **Payment:** If you are logged into an account, you can auto-fill the card holder information by choosing a contact from the dropdown. Enter your credit card information and billing information for the card holder. Then click the "Submit Payment" button.



Please [click here](#) to view additional payment terms and refund policies.

Payment

Amount to be charged: \$152.76

Pay with Credit Card

Credit Card Information:

* Card Type: * Card Number: * CWV: 

* Name on Card: * Exp. Date:

Credit Card Holder Information:

Auto-fill with

Country:

* Mailing Address:

* City: * State: * Zip:

* Primary Phone:

E-mail:

Submit Payment »



* For security reasons credit card information is not saved or collected by the ePermitting website or local jurisdictions so users will have to enter their card number each time they pay for a permit.

Help us improve! Was this page helpful?

Yes No

Address
(<http://www.oregon.gov>)

Office location

1535 Edgewater Street NW
Salem, OR 97304

Mailing address

P.O. Box 14470
Salem, OR 97309-0404

Hours: 8 a.m. to 5 p.m.


Monday through Friday

Links

About us (</BCD/Pages/about-us.aspx>)



Job openings (</DCBS/jobs/Pages/jobs.aspx>)

News and updates (</BCD/Pages/news-updates.aspx>)

BCD public meetings  (https://www.youtube.com/channel/UCR2faddJs3xguL3gj_oYaUQ)



(</DCBS/Pages/index.aspx>)

 (<https://www.facebook.com/OregonDCBS>)  (<https://twitter.com/OregonDCBS>)  (<https://www.youtube.com/user/OregonDCBS>) 

(https://www.instagram.com/oregon_dcbs/)  (<https://www.linkedin.com/company/oregon-department-of-consumer-and-business-services/>)

Contact us

503-378-4133 (**main**)

800-442-7457 (**toll-free**)

503-378-2322 (**fax**)

Division program contacts (</bcd/Pages/contact-us.aspx>)

About Oregon

Oregon.gov (<https://www.oregon.gov>)

State Employee Search (<https://employeeesearch.dasapp.oregon.gov>)

Agencies Listing (https://www.oregon.gov/pages/a_to_z_listing.aspx)

Accessibility (<https://www.oregon.gov/pages/accessibility.aspx>)

Privacy Policy (<https://www.oregon.gov/pages/terms-and-conditions.aspx>)

Supported Browsers (<https://www.oregon.gov/pages/supported-browsers.aspx>)

[Back to Top](#) [An official website of the State of Oregon »](#)

(<http://www.oregon.gov>)

Select Language

Powered by [Google Translate](https://translate.google.com) (<https://translate.google.com>)

